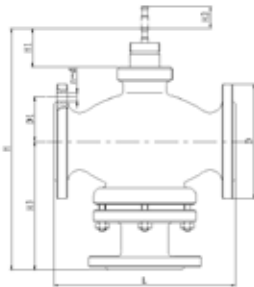
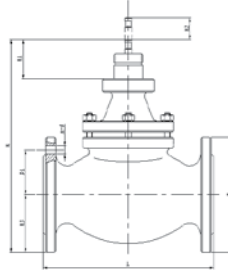


Product Application Reference Dimensions (mm)

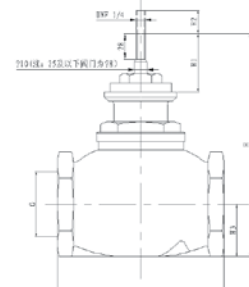
ECVS Electric Control Valve



3-way valve



2-way valve



2-way valve

Valve Structure

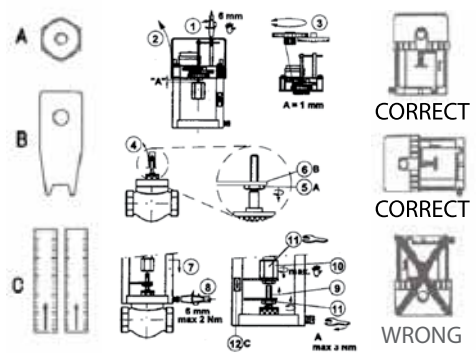
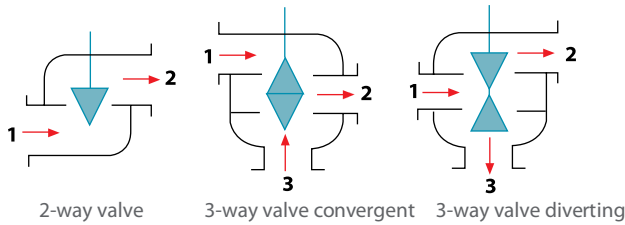


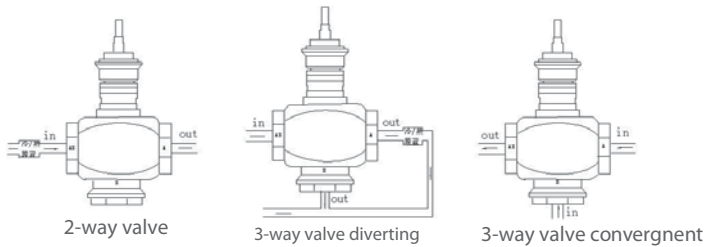
Figure 1: Mounting Operation Instruction

Notice: A- tighten nut B- stroke pointer C- stroke scale

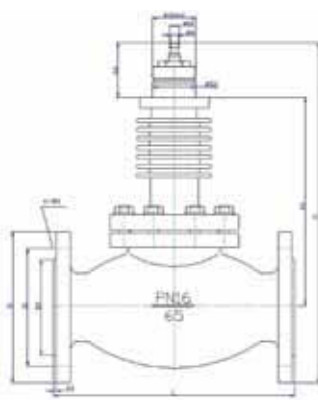
The whole processing only need to be connected 24VAC power supply, it is no matter with the input/output single.

Warning: Every time for inputting or outputting single range need to be repeat the self adaptation process.

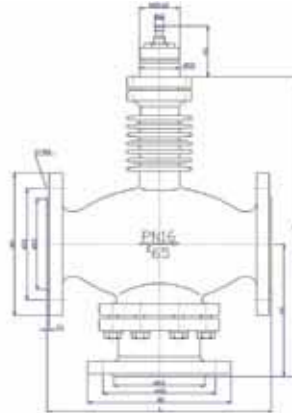
Flowing chart



ECVF Electric Control Valve



2-way valve body



3-way valve body